



eLabDoc

Short Guide - Appendix 1.1
Targeted Product Information
by Manage Suggestions Feature

Publication information

Publication version	Revision date	Change description
1.1	July 2018	Screenshots and user interface terms updated; minor changes and improvements.

☰ Revision history

Edition notice

Not all functionality described in this publication may be available to all users.

Every effort has been made to ensure that all the information contained in this publication is correct at the time of publishing. However, the manufacturer of this product may need to update the publication information as output of product surveillance activities, leading to a new version of this publication.

Intended use

This publication is intended for users of the eLabDoc application.

Copyright

© 2018, F. Hoffmann-La Roche Ltd. All rights reserved.

License information

eLabDoc eService software is protected by contract law, copyright law, and international treaties.

Open-source and commercial software

eLabDoc eService may include components or modules of commercial or open-source software.

Trademarks

The following trademarks are acknowledged:

COBAS and LIFE NEEDS ANSWERS are trademarks of Roche.

All other trademarks are the property of their respective owners.

Feedback

Every effort has been made to ensure that this publication fulfills the intended use. All feedback on any aspect of this publication is welcome and is considered during updates. Contact your Roche representative, should you have any such feedback.

What is new in publication version 1.1

Screenshots	All screenshots have been updated using the revised eLabDoc user interface.
User interface terms	The user interface terms have been updated to reflect the revised eLabDoc user interface.
Minor changes and improvements	Minor changes and improvements have been implemented throughout the publication.

Contact address




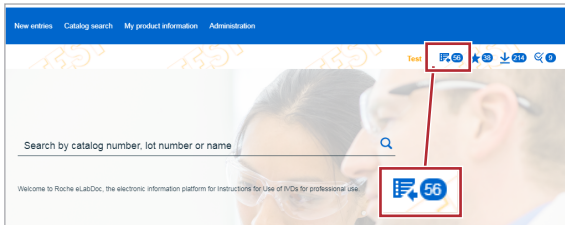
Roche Diagnostics International Ltd.
Forrenstrasse 2
6343 Rotkreuz
Switzerland
Made in Switzerland

Table of contents

Manage suggestions	5
About manage suggestions	6

Manage suggestions

 We use systems and reagents from your lab's order history to create this list of non-committal suggestions.

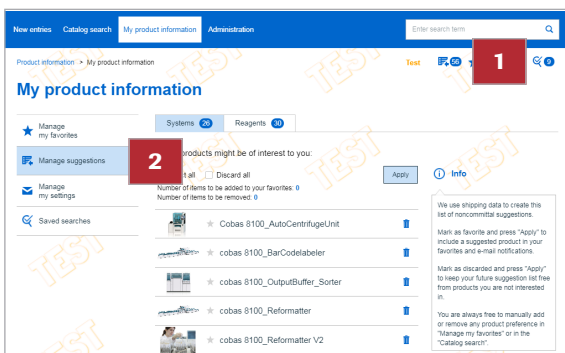


After login to eLabDoc:

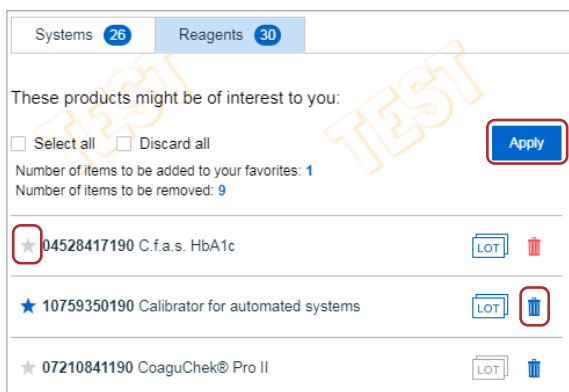
- Suggestions will be displayed in the upper right part of the screen.
- The record counter is updated as new suggestions are added or removed.

► To display suggestions

- 1 Click **Show suggestions**.
→ OR
- 2 Click on **My product information > Manage suggestions**.




About manage suggestions




Manage Suggestions shows suggestions in two tabs:



- **Systems**
- **Reagents**


Tab headers specify the number of suggestions.

 Define suggestions for both systems and reagents to capture documents of interest.

Mark as favorite by clicking on the favorite icon .

Mark as discarded by clicking on the trash icon .

If you have done all your selections press **Apply**. This will include the products marked with  to your favorites. Products marked with  will not be shown in the future.

 You are always free to manually add or remove any product preference in **Manage my favorites** or in the **Catalog search**.
